

HOW TO LOAD YOUR

# WEAREVER<sup>®</sup>

# SABER

## CARTRIDGE PEN



2




A  
Unscrew point section. (1)



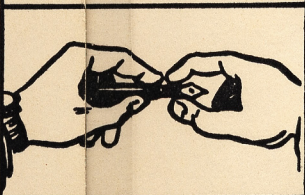
B

Insert domed end of cartridge (2) into barrel. (3)



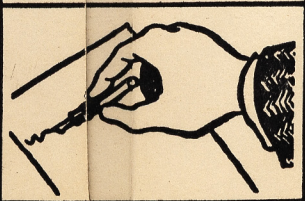
C

Screw point section to original position.



D

If pen does not write instantly, remove barrel and squeeze ink cartridge slightly to start flow of ink into point section.



**#90 Refills Available, 6 for 49¢**

Made In U. S. A.  
DAVID KAHN, Inc.  
No. Bergen, N. J.